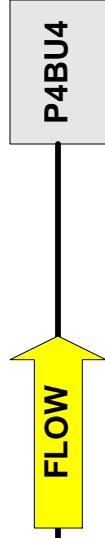


**Warning!** Do not connect pump flow in reverse. Damage to pH electrode and cell block may occur!

Bulkhead fitting



FLOW

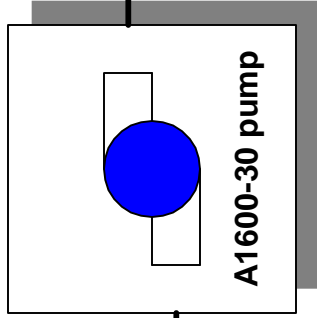
Sample return to tank

NOTE: All tubing is 1/4" OD x 1/8" ID Norprene or equivalent.

B/W Sample Pump

3/8"od x 1/4" id Tygon tubing for pump input to reducer fitting.

INPUT



3/8"od x 1/4" id Tygon tubing for pump output to reducer fitting.

OUTPUT

1/4"x1/8 PP reducer fitting

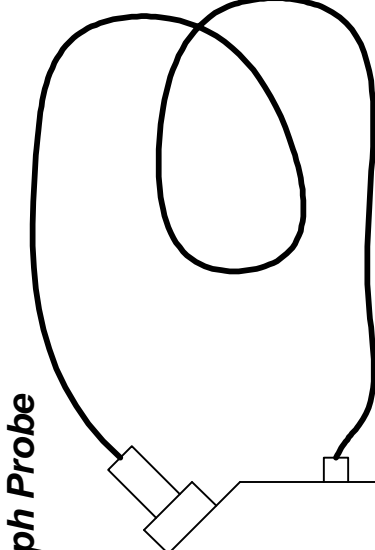
1/4"x1/8 PP reducer fitting

Caution! pH amplifier is static sensitive. Discharge yourself before connecting pH probe to cell block!

FLOW

S200 BNC ph Probe

FLOW



BNC Connector

Bulkhead fitting

1/8"x1/8" Barb Fitting

GLASS CUVETTE

MPC-198 Cell block

Chilled sample input

FLOW

P4BU4